

COOL SCHOOLS

POLAR PLUNGE

Special Olympics
Pennsylvania



REGISTRATION GUIDE

In-person Plunges, Polar Pops & Rain Rallies
Your step-by-step guide!



*Special
Olympics*
Pennsylvania



Special Olympics
**Unified Champion
Schools**

Table of Contents

2025- 26 COOL SCHOOLS WEBSITES	3
DATES AND LOCATIONS OF 2025-26 IN-PERSON PLUNGES	4
CREATE A TEAM	5
JOIN A TEAM	10
HOW TO TURN IN FUNDS RAISED	13
FUNDRAISING TIPS AND IDEAS	13
HAVE QUESTIONS OR NEED SUPPORT?	16



2025-26 COOL SCHOOLS WEBSITES

Find the county where your school is located and register on that region's Cool Schools site:

- **Northwest Region** – <https://give.specialolympicspa.org/NorthwestCoolSchools>
Counties: Clarion, Crawford, Erie, Forest, Mercer, Venango, Warren
- **The Wilds Region** – <https://give.specialolympicspa.org/WildsSchools>
Counties: Cameron, Centre, Clearfield, Clinton, Elk, Jefferson, McKean, Potter
- **Susquehanna Valley Region** – <https://give.specialolympicspa.org/SusquehannaCoolSchools>
Counties: Bradford, Columbia, Lycoming, Montour, Northumberland, Snyder, Sullivan, Tioga, Union
- **Northeast Region** – <https://give.specialolympicspa.org/NortheastCoolSchools>
Counties: Lackawanna, Luzerne, Pike, Susquehanna, Wayne, Wyoming
- **Greater Lehigh Valley Pocono Region** – <https://give.specialolympicspa.org/GLVPRCoolSchools>
Counties: Berks, Bethlehem, Carbon, Lehigh, Monroe, Northampton, Schuylkill
- **Greater Philadelphia Region** – <https://give.specialolympicspa.org/PhillyCoolSchools>
Counties: Bucks, Chester, Delaware, Montgomery, Philadelphia
- **Capital Area Region** – <https://give.specialolympicspa.org/CARCoolSchools>
Counties: Adams, Cumberland, Dauphin, Juniata, Lancaster, Lebanon, Mifflin, York
- **Ridge & Valley Region** – <https://give.specialolympicspa.org/RidgeandValleySchools>
Counties: Bedford, Blair, Cambria, Franklin, Fulton, Huntingdon, Somerset
- **The Three Rivers Region** – <https://give.specialolympicspa.org/3RiversSchools>
Counties: Allegheny, Armstrong, Beaver, Butler, Fayette, Greene, Indiana, Lawrence, Washington, Westmoreland



DATES AND LOCATIONS OF 2025-26 IN-PERSON PLUNGES

- **Northwest Region**
 - Erie Cool Schools Plunge - November 22, 2025: Presque Isle Beach #7, Erie
- **The Wilds Region**
 - No in-person plunge
- **Susquehanna Valley Region**
 - Susquehanna Valley Cool School Plunge - November 22, 2025: Antlers on the Water
- **Northeast Region**
 - Northeast Cool Schools Plunge – January 30, 2026: Montage Mountain Resorts, Scranton
- **Greater Lehigh Valley Pocono Region**
 - Lehigh Valley Cool Schools Plunge - February 21, 2026: Scott Park, Easton
- **Greater Philadelphia Region**
 - Philadelphia Cool Schools Plunge - February 20, 2026: Citizens Bank Park, Philadelphia
- **Capital Area Region**
 - Capital AreaCool Schools Plunge - February 27, 2026: Gifford Pinchot Park (Conewago Day Use Area), Wellsville
- **Ridge & Valley Region**
 - Cowans Gap Cool Schools Plunge - December 13, 2025: Cowans Gap State Park, Fort Loudon
 - Winter Games Cool Schools Plunge - February 21, 2026: Canoe Creek State Park, Hollidaysburg
- **Three Rivers Region**
 - Beaver County Cool Schools Plunge - February 21, 2026: Bridgewater Marina, Bridgewater
 - Pittsburgh Cool Schools Plunge - February 27, 2026: Acrisure Stadium, Pittsburgh



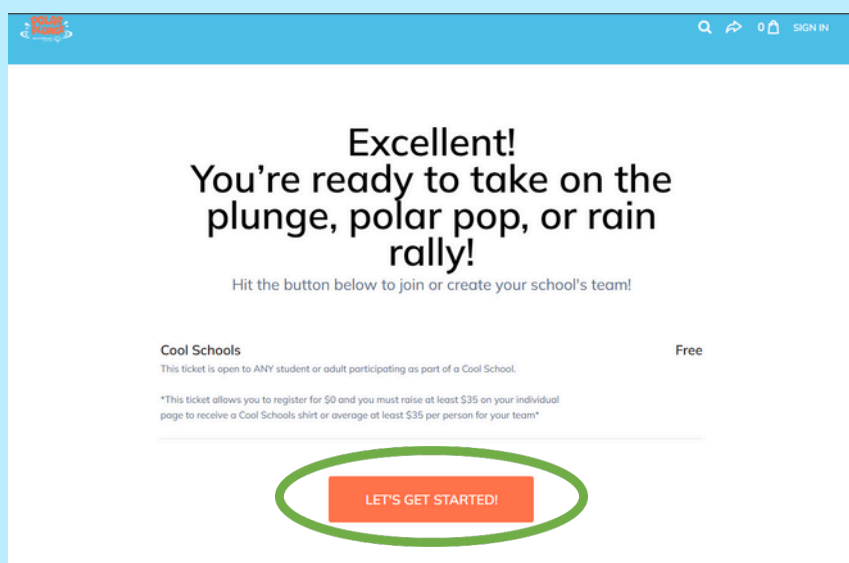
CREATE A TEAM

ONLY Team Captains start the registration process by creating a team for Plunge, Rain Rally or Polar Pop

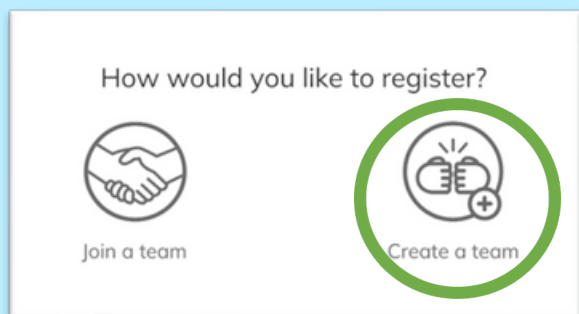
Step 1 Only Team Captains should be creating teams!

- Go to your Cool Schools website in the region where your school is located.
- Be sure to read ALL the information on your plunge website before you register.

Step 2 Click the "LETS GET STARTED" button



Step 3 Click "Create a team"



Step 4

Create your team

Team name *

0/127

Set Team Fundraising Goal *

Currency cannot be changed once a donation to your team has been made.

Team Page Headline *

53/255

CREATE TEAM

← Include your school's name in your team's name so we can easily identify you.

← You choose your fundraising goal. Aim high!

← Feel free to enter a customized message to your students and staff.

← Click "CREATETEAM"
You are **not finished yet...**



Step 5

Team Questions

Tell us a little more about yourself.

In what type of event are you participating *

Please Select ▼

Please list your full school name *

Are you a Unified Champion School? *

☐ Yes ☐ No

Are you a College or University? *

☐ Yes ☐ No

School Mailing Address *

0/255

REGISTER

← **Carefully** select the event / activity you are participating in.

← Enter the name of your school; **nothing more, nothing less.**

← Check “Yes” if you are a UCS
Check “No” if you are not yet a Special Olympics Unified Champions School

← Self-explanatory

← Enter your school’s address

← Click the “REGISTER” button.
You are almost done...

Step 6 Registrations will vary from region to region! This is where you will select the individual registration that YOU are participating in. All registrations are FREE!

Select registrations

A fundraising page will be created for each registrant. Be on the lookout for a follow-up email from us containing details on how to manage your fundraising page.

<p>Cool Schools</p> <p>This ticket is open to ANY student or adult participating as part of a Cool School.</p> <p style="font-size: small;">*This ticket allows you to register for \$0 and you must raise at least \$35 on your individual page to receive a Cool Schools shirt or average at least \$35 per person for your team*</p>	<p>Free</p> <div style="border: 1px solid #ccc; background-color: #f0f0f0; padding: 5px; display: inline-block;"> – 0 + </div>
--	---

Select the registration that applies to YOU and click “+” to choose I Click the “REGISTER” button

Step 7 You will be asked to complete YOUR specific attendee information. This page will include your information, emergency contact, and t-shirt size. You will need to check the waiver review check box.

.....there is more information on this page not shown here

Click "NEXT" button

Step 8

- You are **NOT REQUIRED** to donate! If you choose **NOT** to donate, click "SKIP DONATION." If you wish to donate, you can do so here. Again, you are **NOT REQUIRED TO DO THIS!** Select an amount or type a custom amount and click "CHECKOUT."

OR



Step 9 Fill out your billing information on the checkout screen.

- If you have chosen to make an additional donation, you will enter your credit card information here.
- Even if you chose not to donate, the system still requires you to enter certain information.

Checkout

Your Info

First name * Last name *

Email *

Email address

This is where your receipt and registration will be sent.

☒ It's okay to contact me in the future.

Address

Free transaction
This transaction is 100% free of charge

.... this page contains more information not shown here

Once you have filled out your information, confirm that your name, information, and total charge are correct.

- If you donated, you will click "PURCHASE."
- If you did not donate and only registered, you will click "RESERVE."

CONGRATULATIONS, your Team is created, and you have registered yourself as a participant!

WHAT'S NEXT? Get your students, teachers, and staff registered on your team!

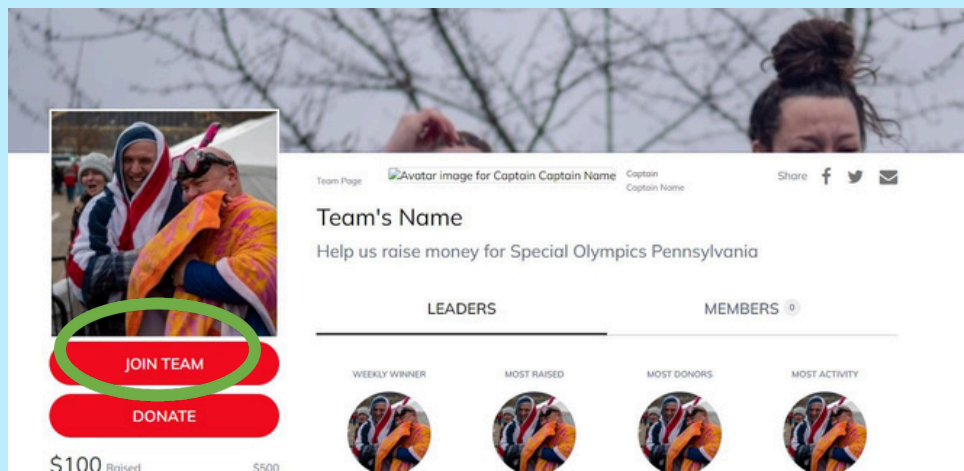


JOIN A TEAM

Students, teachers, and staff register by joining an already created team for Plunge, Rain Rally or Polar Pop

Step 1 Students, teachers and staff should **ONLY** join a team. The Team Captain creates the team. Students, teachers, and staff can register in two ways:

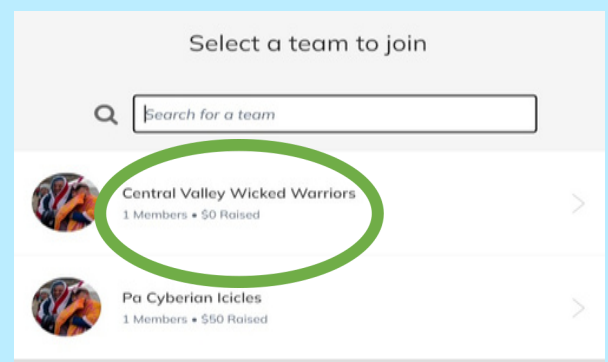
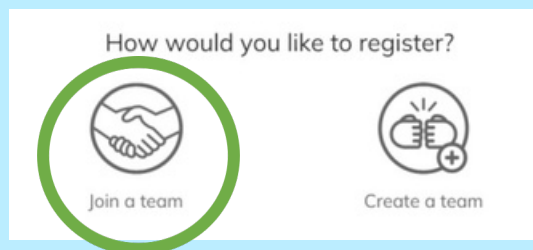
- You can send your students/staff the team page link you created. Click "JOIN TEAM"



OR

Students/staff can go to the appropriate Cool Schools Registration/Classy

- Page Click "REGISTER" Search for and select the team's name



Step 2 Registrations will vary from region to region! ! This is where you will select the individual that YOU are participating in. All registrations are FREE.

Select the registration that applies to you and click "+" to choose I Click the "REGISTER" button

Step 3 You will be asked to complete YOUR specific attendee information. This page will include your information, emergency contact, and t-shirt size. You will need to check the waiver review check box.

..... this page contains more information not shown here



Step 4

- You are **NOT REQUIRED** to donate! If you choose **NOT** to donate, click **"SKIP DONATION."** If you wish to donate, you can do so here. Again, you are **NOT REQUIRED TO DO THIS!** Select an amount or type a custom amount and click **"CHECKOUT."**

OR

Step 5 Fill out your billing information on the checkout screen.

- If you have chosen to make an additional donation, you will enter your credit card information here.
- Even if you chose not to donate, the system still requires you to enter certain information.

.... this page contains more information not shown here

Once you have filled out your information, confirm that your name, information, and total charge are correct.

- If you donated, you will click **"PURCHASE."**
- If you did not donate and only registered, you will click **"RESERVE."**

CONGRATULATIONS, you have registered yourself as a participant!



HOW TO TURN IN FUNDS RAISED

If your school raises a minimum of \$800, 15% of the funds raised (up to \$1,500) by your school will go directly back to your school's UCS program!

- Credit Card: Donations can be made online on Classy using a credit card
- Checks:
 - Made payable to: Special Olympics PA
 - Memo field: "(Team Name) Cool Schools"
 - Please mail to:
Special Olympics PA
2570 Boulevard of the Generals
Suite 124
Norristown, PA 19403
- Cash: If you are attending a plunge, cash donations can be brought to the plunge

FUNDRAISING TIPS AND IDEAS

Once you and your team are registered, it's time to start fundraising!

EAST STROUDSBURG SOUTH HIGH SCHOOL RAIN RALLY

1. What did the students do to successfully recruit participants?

They put it on social media, announcements at school, group chats with friends

2. What kinds of fundraising did they do?

The kids raised money throughout the district for Special Olympics. Glow in the Dark Volleyball Tournament, Sold Fruit Snacks, March Madness Basketball Tournament event, sold shirts, District wide Casual for a Cause (dress down day for Special Olympics)

3. How did they promote their Cool Schools activities using social media and other types of outreach (posters, schoolwide announcements, homeroom presentations, etc.)?

We did posters, social media, flyers, morning announcements, through my Special Olympics club. Did not have to do so much because people already know about and wanted to get involved and be a part of this day. It was much easier this year to get teams than last year.



DOWNTOWNTOWN EAST HIGH SCHOOL IN-PERSON PLUNGE

1. What did the students do to successfully recruit participants?


Posted the event on social media, made a promo video, word of mouth and made flyers.

2. What kinds of fundraising did they do?

Online solely for Cool Schools

3. How did they promote their Cool Schools activities using social media and other types of outreach (posters, schoolwide announcements, homeroom presentations, etc.)?

Posted the event on social media, made a promo video, word of mouth and made flyers



Special
Olympics
Pennsylvania



Special Olympics
Unified Champion
Schools

PENNRIDGE HIGH SCHOOL RAIN RALLY

1. What did the students do to successfully recruit participants?

Starting in March, we put out "commercials" on our morning news where we bring awareness to our Rain Rally and have our club members talk about it. We make posters, post frequent announcements with sign up details and utilize social media.

2. What kinds of fundraising did they do?

We require every participant to raise at minimum of \$10 in order to miss classes to participate. Students are encouraged to send their link to family and friends. We also have a local ice cream shop hold a fundraiser night, where proceeds go to our event.

3. How did they promote their Cool Schools activities using social media and other types of outreach (posters, schoolwide announcements, homeroom presentations, etc.)?

Students make social media posts, we put together clips of previous events to have teachers show to students.



SCHOOL FUNDRAISING IDEAS

SNACK BAR: Purchase snacks in bulk to sell in the teacher's lounge or at a sporting event. Healthy snacks can be very popular -OR- make it fun and sell ice cream to get people in the polar-inspired spirit.

50/50: Hold a 50/50 at a large event where the winning ticket holder receives half of the funds raised.

TRIVIA NIGHT: Find a location to host your team and guests. See if a local restaurant will host a trivia night. Guests split into several small teams to answer trivia asked by a host and the winners are the team which, at the end of the night, has correctly answered the most questions. Funds are raised through tickets, food sales, etc.

RESTAURANT TO THE RESCUE: Ask a local restaurant or café to contribute a portion of the proceeds for a day. It could even be a special menu item. Create a sign letting patrons know that the owner will donate a portion of the money if purchased.

UTILIZE WEBSITES/SOCIAL MEDIA: Ask for support by posting your team's page on your school website or social media.

LOCAL BUSINESS SPONSORSHIP: Is there a business or restaurant in the area that you frequent? Ask for a donation to support your team members who are taking the plunge.

STUDENT FUNDRAISING IDEAS

DRESS DOWN DAYS: Organize a dress down day where students and teachers pay a nominal fee to wear casual clothing for the day. Or better yet, make it a Spirit Day where everyone has to wear a funny hat or wear a certain color.

BAKE SALE: Hold a Friday bake sale at school so students will have treats for the weekend. Make sure to wrap items for individual sale.

PENNY WARS: Set up a challenge for your class to collect the most points (pennies). All money in the jars is donated for the Plunge.

RAFFLE: Sell tickets to win a coveted item (ie, a front row parking space, a donated lunch, homecoming ticket... the options are endless!)

DONATION CARDS: Sell donation cards at events to make your path to the plunge. All donation cards can be hung around your school lobby or entrance to show your team's progress.

HAVE QUESTIONS OR NEED SUPPORT?

For Cool Schools questions, contact your UCS Director.



**Special
Olympics**
Pennsylvania



Special Olympics
**Unified Champion
Schools**